


Format of holding of specified securities

1. Name of Listed entity : SOUTH ASIAN ENTERPRISES LTD
2. Scrip Code/Name of Scrip/Class of Security : 526477
3. Share Holding Pattern Filed under : Reg. 31(1)(b)
a) if under 31(1)(b) then indicate the report for Quarter ending 30-09-2016
b) if under 31(1)(c) then indicate date of allotment/extinguishment
4. Declaration: The Listed entity is required to submit the following declaration to the extent of submission of information :-

	Particulars	Yes*	No*
1	Whether the listed entity has issued any partly paid shares ?	Yes	
2	Whether the listed entity has issued any Convertible Securities or Warrants ?		No
3	Whether the listed entity has any shares against which depository receipts are issued ?		No
4	Whether the listed entity has any shares locked-in?		No
5	Whether any shares held by promoters are pledge or otherwise encumbered ?		No


* If the Listed entity selects the option 'No' for the questions above, the columns for the partly paid shares, Outstanding Convertible Securities/Warrants. Depository receipts, locked-in shares, No. of shares pledged or otherwise encumbered by promoters, as applicable, shall not be displayed at the time of dissemination on the Stock Exchange website. Also wherever there is 'No' declared by Listed Entity in above table the values will be considered as 'Zero' by default on submission of the format of holding of specified securities.



SOUTH ASIAN ENTERPRISES LTD. As on 30/09/2016

Table - I Summary Statement holding of specified securities


Category (I)	Category of shareholder (II)	No. of Shareholders	No. of fully paid up equity shares held (iv)	No. of Partly paid up equity shares held (v)	No. of Shares underlying Depository Receipts (vi)	Total nos. shares held (VII)=(IV)+(V)+(VI)	Shareholding as a % of total no. of shares (calculated as per SCRR,1957) (VIII) As a % of (A+B+C2)	Number of Voting Rights held in each class of securities (IX)			No. of Shares Underlying Outstanding convertible securities (Including warrants) (X)	Shareholding as a % assuming full conversion of convertible securities (as a percentage of diluted share capital)	Number of locked in Shares (XII)		Number of Shares pledged or otherwise encumbered (XIII)		Number of Equity shares held in dematerialised form (XIV)	
								No. of Voting Rights		Total as a % of (A+B+C)			No. (a)	As a % of total shares held (b)	No. (a)	As a % of total shares held (b)		
								Class X	Class Y									Total
(A)	Promoter & Promoter Group	4	2443019	0	0	2443019	61.08	2443019	0	2443019	61.08	0	61.08	0	0	0	0	2442799
(B)	Public	5651	1553181	3800	0	1556981	38.92	1556981	0	1556981	38.92	0	38.92	0	0	0	0	819536
(C)	Non Promoter - Non Public	0	0	0	0	0	0	0	0	0	0	0	0	0	0	0	0	0
(C1)	Shares underlying DRs	0	0	0	0	0	0	0	0	0	0	0	0	0	0	0	0	0
(C2)	Shares held by Employee Trusts	0	0	0	0	0	0	0	0	0	0	0	0	0	0	0	0	0
	Total	5655	3996200	3800	0	4000000	100	4000000	0	4000000	100	0	100	0	0	0	0	3262335



SOUTH ASIAN ENTERPRISES LTD. As on 30/09/2016

Table - II Statement showing shareholding pattern of the Promoter & Promoter Group


Category and name of the shareholders (I)	PAN (II)	No. of Shareholders (III)	No. of fully paid up equity shares held (iv)	No. of Partly paid up equity shares held (v)	No. of Shares underlying Depository Receipts (vi)	Total nos. shares held (VII)=(IV)+(V)+(VI)	Shareholding % calculated as per SCRR, 1957 As a % of (A+B+C2) (VIII)	Number of Voting Rights held in each class of securities (IX)			No. of Shares Outstanding convertible securities (including warrants) (X)	Total Shareholding as a % assuming full conversion of convertible securities (as a percentage of diluted share capital)	Number of locked in Shares (XII)		Number of Shares pledged or otherwise encumbered		Number of Equity shares held in dematerialised form (XIV)	
								No. of Voting Rights		Total as a % of Total Voting rights			No. (a)	As a % of total shares held (b)	No. (a)	As a % of total shares held (b)		
								Class X	Class Y									Total
(1) Indian																		
(a) Individuals/Hindu undivided Family		3	58730	0	0	58730	1.47	58730	0	58730	1.47	0	1.47	0	0	0	0	58710
(b) Central Government/State Government(s)		0	0	0	0	0	0	0	0	0	0	0	0	0	0	0	0	0
(c) Financial Institutions/Banks		0	0	0	0	0	0	0	0	0	0	0	0	0	0	0	0	0
(d) Any other - Group Companies		1	2384289	0	0	2384289	59.61	2384289	0	2384289	59.61	0	59.61	0	0	0	0	2384089
Sub-Total (A) (1)		4	2443019	0	0	2443019	61.08	0	0	2443019	61.08	0	61.08	0	0	0	0	2442799
(2) Foreign																		
(a) Individuals/(Non-Resident Individuals/Foreign Individuals)		0	0	0	0	0	0	0	0	0	0	0	0	0	0	0	0	0
(b) Government		0	0	0	0	0	0	0	0	0	0	0	0	0	0	0	0	0
(c) Institutions		0	0	0	0	0	0	0	0	0	0	0	0	0	0	0	0	0
(d) Foreign Portfolio Investor		0	0	0	0	0	0	0	0	0	0	0	0	0	0	0	0	0
(e) Any Other - Body Corporates		0	0	0	0	0	0	0	0	0	0	0	0	0	0	0	0	0
Sub-Total (A) (2)		0	0	0	0	0	0	0	0	0	0	0	0	0	0	0	0	0
Total Shareholding of Promoter & Promoter Group (A)=(A)(1)+(A)(2)		4	2443019	0	0	2443019	61.08	0	0	2443019	61.08	0	61.08	0	0	0	0	2442799



SOUTH ASIAN ENTERPRISES LTD. As on 30/09/2016

Table - III Statement showing shareholding pattern of the Public Shareholder


Category and name of the shareholders (I)	PAN (II)	No. of Shareholders (III)	No. of fully paid up equity shares held (iv)	No. of Partly paid up equity shares held (v)	No. of Shares underlying Depository Receipts (vi)	Total nos. shares held (VII)=(IV)+(V)+(VI)	Shareholding % calculated as per SCRR, 1957 As a % of (A+B+C2) (VIII)	Number of Voting Rights held in each class of securities (IX)			No. of Shares Underlying Outstanding convertible securities (including warrants) (X)	Total Shareholding as a % assuming full conversion of convertible securities (as a percentage of diluted share capital)	Number of locked in Shares (XII)		Number of Shares pledged or otherwise encumbered (XIII)	Number of Equity shares held in dematerialised form (XIV)
								No. of Voting Rights		Total as a % of Total voting rights			No. (a)	As a % of total shares held (b)		
								Class X	Class Y							
(1) Institutions																
(a) Mutual Funds		0	0	0	0	0	0	0	0	0	0	0	0	0	0	0
(b) Venture Capital Funds		0	0	0	0	0	0	0	0	0	0	0	0	0	0	0
(c) Alternate Investment Funds		0	0	0	0	0	0	0	0	0	0	0	0	0	0	0
(d) Foreign Venture Capital Investors		0	0	0	0	0	0	0	0	0	0	0	0	0	0	0
(e) Foreign Portfolio Investors		0	0	0	0	0	0	0	0	0	0	0	0	0	0	0
(f) Financial Institutions/Banks		2	200	0	0	200	0.01	200	0	200	0.01	0	0.01	0	0	0
(g) Insurance Companies		0	0	0	0	0	0	0	0	0	0	0	0	0	0	0
(h) Provident Funds/Pension Funds		0	0	0	0	0	0	0	0	0	0	0	0	0	0	0
(i) Any other		0	0	0	0	0	0	0	0	0	0	0	0	0	0	0
Foreign Financial Institutions		0	0	0	0	0	0	0	0	0	0	0	0	0	0	0
Sub-Total (B)(1)		2	200	0	0	200	0.01	200	0	200	0.01	0	0.01	0	0	0
(2) Central Government/State Government(s)/ President of India		0	0	0	0	0	0	0	0	0	0	0	0	0	0	0
Sub-Total (B)(2)		0	0	0	0	0	0	0	0	0	0	0	0	0	0	0
(3) Non-Institutions																
(a) Individuals																
i. Individual shareholders holding nominal share capital up to Rs. 2 lakhs.		5567	1007785	3800	0	1011585	25.29	1011585	0	1011585	25.29	0	25.29	0	0	530340
ii. Individual shareholders holding nominal share capital in excess of Rs. 2 lakhs.		3	145797	0	0	145797	3.64	145797	0	145797	3.64	0	3.64	0	0	145797
(b) NBFCs registered with RBI		0	0	0	0	0	0	0	0	0	0	0	0	0	0	0
(c) Employee Trusts		0	0	0	0	0	0	0	0	0	0	0	0	0	0	0
(d) Overseas Depositories (holding DRs) (balancing Figures)		0	0	0	0	0	0	0	0	0	0	0	0	0	0	0
(e) Any other		0	0	0	0	0	0	0	0	0	0	0	0	0	0	0
Body Corporates		67	396382	0	0	396382	9.91	396382	0	396382	9.91	0	9.91	0	0	140382
Clearing Members		11	2517	0	0	2517	0.06	2517	0	2517	0.06	0	0.06	0	0	2517
Non Residents		1	500	0	0	500	0.01	500	0	500	0.01	0	0.01	0	0	500
Trusts		0	0	0	0	0	0	0	0	0	0	0	0	0	0	0
Foreign Company		0	0	0	0	0	0	0	0	0	0	0	0	0	0	0
Sub-Total (B)(3)		5649	1552981	3800	0	1556781	38.92	1556781	0	1556781	38.92	0	38.92	0	0	819536
Total Public Shareholding (B)=(B)(1)+(B)(2)+(B)(3)		5651	1553181	3800	0	1556981	38.92	1556981	0	1556981	38.92	0	38.92	0	0	819536



SOUTH ASIAN ENTERPRISES LTD. As on 30/09/2016

Table - IV Statement showing shareholding pattern of the Non- Promoter - Non Public Shareholder


Category and name of the shareholders (i)	PAN (ii)	No. of Shareholders (iii)	No. of fully paid up equity shares held (iv)	No. of Partly paid up equity shares held (v)	No. of Shares underlying Depository Receipts (vi)	Total nos. shares held (vii)=(iv)+(v)+(vi)	Shareholding % calculated as per SCRR, 1957 As a % of (A+B+C2) (viii)	Number of Voting Rights held in each class of securities (ix)			No. of Shares Underlying Outstanding convertible securities (including warrants) (x)	Shareholding as a % assuming full conversion of convertible securities (as a percentage of diluted share)	Number of locked in Shares (xii)		Number of Shares pledged or otherwise encumbered (xiii)	Number of Equity shares held in dematerialised form (xiv)	
								No. of Voting Rights					Total as a % of (A+B+C)	No. (a)			As a % of total shares held (b)
								Class X	Class Y	Total							
(1) Custodian/DR holder																	
(a) Name of DR Holder (if available)	0	0	0	0	0	0	0	0	0	0	0	0	0	0	0	0	
(i)	0	0	0	0	0	0	0	0	0	0	0	0	0	0	0	0	
(ii)	0	0	0	0	0	0	0	0	0	0	0	0	0	0	0	0	
(2) Employee Benefit Trust (under SEBI (share based Employee Benefit) Regulations, 2014)	0	0	0	0	0	0	0	0	0	0	0	0	0	0	0	0	
Total Non- Promoter- Non Public Shareholding	0	0	0	0	0	0	0	0	0	0	0	0	0	0	0	0	
C= c(1)+c(2)	0	0	0	0	0	0	0	0	0	0	0	0	0	0	0	0	



SOUTH ASIAN ENTERPRISES LTD. As on 30/09/2016

Annexure to Table - II Statement showing shareholding pattern of the Promoter & Promoter Group

Sno	Category and name of the shareholders (I)	PAN (II)	No. of Shareholders (III)	No. of fully paid up equity shares held (iv)	No. of Partly paid up equity shares held (v)	No. of Shares underlying Depository Receipts (vi)	Total nos. shares held (VII)=(IV)+(V)+(VI)	Shareholding as a % of total no. of shares (calculated as per SCRR, 1957) (VIII) As a % of (A+B+C2)	Number of Voting Rights held in each class of securities (IX)			No. of Shares Underlying Outstanding convertible securities (including warrants) (X)	Total Shareholding as a % assuming full conversion of convertible securities (as a percentage of diluted share capital)	Number of locked In Shares (XII)		Number of Shares pledged or otherwise encumbered (XIII)		Number of Equity shares held in dematerialised form (XIV)	
									No. of Voting Rights					Total as a % of Total voting rights	No. (a)	As a % of total shares held (b)	No. (a)		As a % of total shares held (b)
									Class X	Class Y	Total								
A	(d) ANY OTHER - GROUP COMPANIES																		
1	VLS Capital Ltd.	AAACV0130D		2384289	0	0	2384289	59.61	2384289	0	2384289	59.61	0	59.61	0	0	0	0	2384089
A	(a) INDIVIDUALS/HINDU UNDIVIDED FAMILY																		
1	DIVYA MEHROTRA	AAXPM5343D		50110	0	0	50110	1.25	50110	0	50110	1.25	0	1.25	0	0	0	0	50110
2	MAHESH PRASAD MEHROTRA	AAAPM2948M		8610	0	0	8610	0.22	8610	0	8610	0.22	0	0.22	0	0	0	0	8600
3	RAMJI MEHROTRA	AASPM9863F		10	0	0	10	0	10	0	10	0	0	0	0	0	0	0	0
4	Vikas Mehrotra	ACQPM4418C		0	0	0	0	0	0	0	0	0	0	0	0	0	0	0	0
5	Mrs. Sushma Mehrotra	AARPM8039L		0	0	0	0	0	0	0	0	0	0	0	0	0	0	0	0
6	Mrs. Sadhana Mehrotra	AKBPM3652M		0	0	0	0	0	0	0	0	0	0	0	0	0	0	0	0
7	VLS Commodities Pvt. Ltd.	AABCG0262C		0	0	0	0	0	0	0	0	0	0	0	0	0	0	0	0
8	Pragati Moulders Ltd.	AAACP0010A		0	0	0	0	0	0	0	0	0	0	0	0	0	0	0	0
9	Ms. Daya Mehrotra (Minor)			0	0	0	0	0	0	0	0	0	0	0	0	0	0	0	0
10	VLS Finance Ltd.	AAACV4183G		0	0	0	0	0	0	0	0	0	0	0	0	0	0	0	0
11	VLS Securities Ltd.	AAACV2236J		0	0	0	0	0	0	0	0	0	0	0	0	0	0	0	0
12	VLS Asset Management Ltd.	AABCV0570A		0	0	0	0	0	0	0	0	0	0	0	0	0	0	0	0
13	MAHESH PRASAD MEHROTRA(HUF)	AAEHM6555L		0	0	0	0	0	0	0	0	0	0	0	0	0	0	0	0
	Total Promoter & Promoter Group			2443019	0	0	2443019	61.08	2443019	0	2443019	61.08	0	61.08	0	0	0	0	2442799



SOUTH ASIAN ENTERPRISES LTD. As on 30/09/2016

Annexure to Table - III Statement showing shareholding pattern of the Public Shareholder holding more than 1% of total number of shares																		
S No.	Category and name of the shareholders (i)	PAN (ii)	No. of Shareholders (iii)	No. of fully paid up equity shares held (iv)	No. of Parly paid up equity shares held (v)	No. of Shares underlying Depository Receipts (vi)	Total nos. shares held (vii)=(iv)+(v)+(vi)	Shareholding as a % of total no. of shares (calculated as per SCRR,1957) (viii) As a % of (A+B+C2)	Number of Voting Rights held in each class of securities (ix)			No. of Shares Underlying Outstanding convertible securities (including warrants) (x)	Total Shareholding as a % assuming full conversion of convertible securities (as a percentage of diluted share capital)	Number of locked in Shares (xii)		Number of Shares pledged or otherwise encumbered (xiii)	Number of Equity shares held in dematerialised form (xiv)	
									No. of Voting Rights		Total as a % of Total voting rights			No. (a)	As a % of total shares held (b)			
									Class X	Class Y								Total
	(a) (ii) INDIVIDUAL SHAREHOLDERS HOLDING NOMINAL SHARE CAPITAL IN EXCESS OF RS. 2 LAKHS.																	
B																		
1	SANGEETHA S	AJPS3739F		60060	0	0	60060	1.5	60060	0	60060	1.5	0	1.5	0	0	0	60060
2	SARLA SINGHAL	AATPS4502Q		46549	0	0	46549	1.16	46549	0	46549	1.16	0	1.16	0	0	0	45749
B	BODY CORPORATES																	
1	DHAMPUR SUGAR MILLS LTD	AABCT2827N		250000	0	0	250000	6.25	250000	0	250000	6.25	0	6.25	0	0	0	0
2	VSL SECURITIES PRIVATE LIMITED	AABCV4700G		78379	0	0	78379	1.96	78379	0	78379	1.96	0	1.96	0	0	0	78379
	Totals			434988	0	0	434988	10.87	434988	0	434988	10.87	0	10.87	0	0	0	184188

For South Asian Enterprises Ltd.

Aujla
20/10/2016
(IJS Aujla)
Compliance Officer
M.No. A34144

